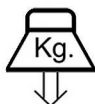



LIFTING TOWERS WITH 3 SAFETY SYSTEMS



6.50 m
(21' 3.91")



400 kg
(881.85 lb)



Ref. **BULL500/2**

AUTO-BRAKE WINCH (1700 KG) WITH 2 DETACHABLE HANDLES.
COMPLIES WITH CE MACHINERY DIRECTIVES.



AUTOMATIC SAFETY
BLOCKING SYSTEM (ASB)



INTERNAL PENDULUM
BRAKE SYSTEM (IPB)



MAST SECTION
UNBLOCKING SYSTEM (MSU)



MAST SEQUENCE
CONTROL SYSTEM (MSC)



MORE MAST OVERLAP FOR
GREATER RESISTANCE.




BGV C1

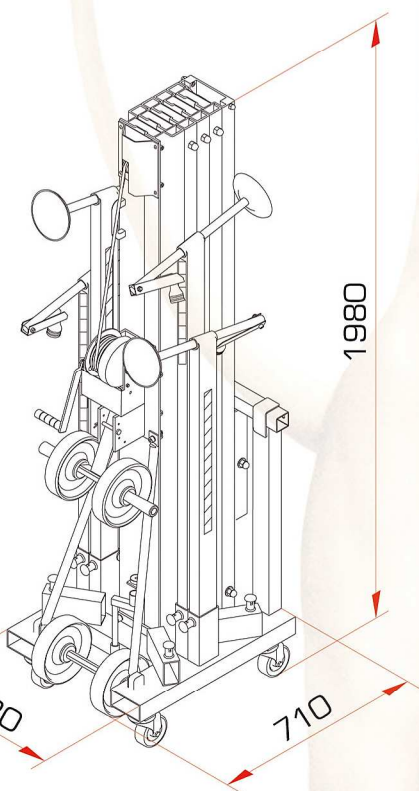
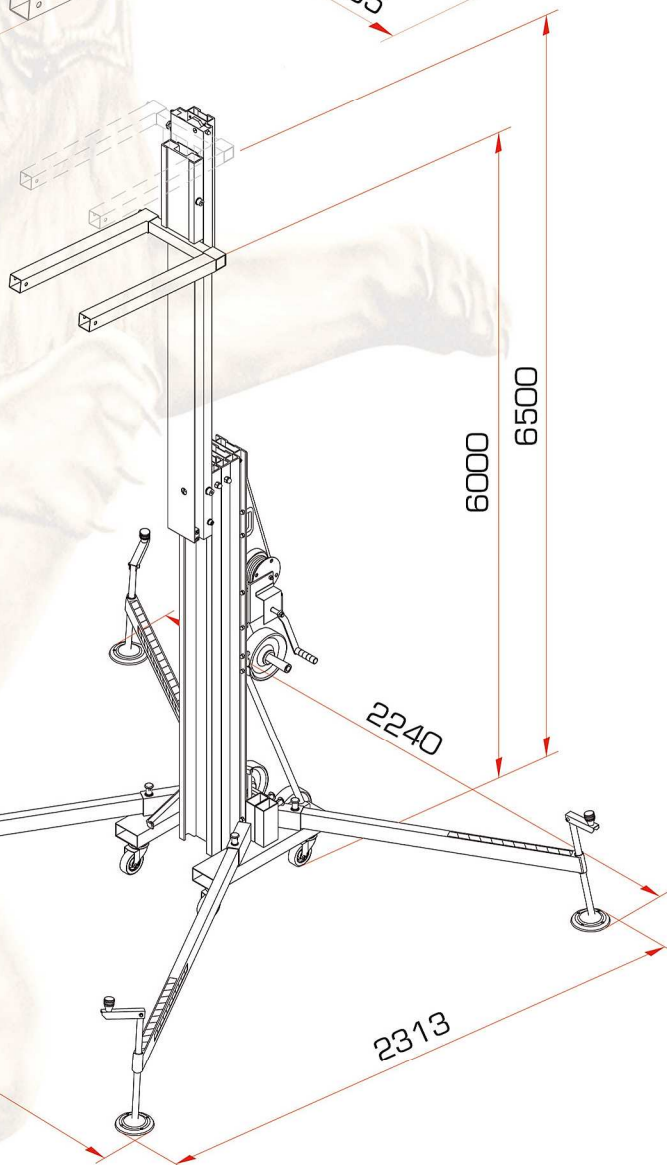
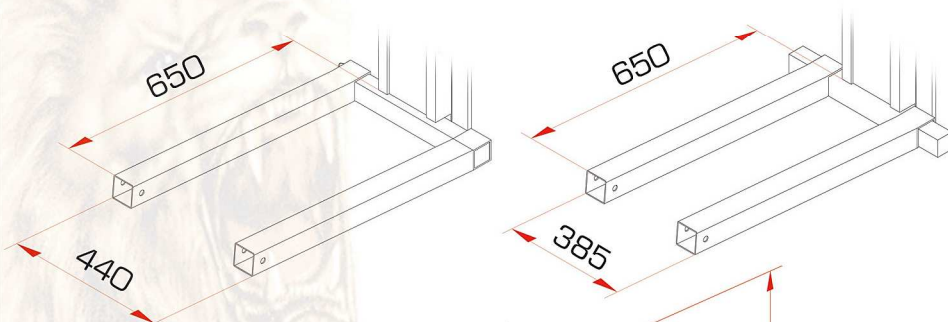
MADE IN SPAIN



TECHNICAL SPECIFICATIONS		ULK 650XL
WORKING HEIGHT	FORKS UP	6,50 m / 21' 3.91"
	FORKS DOWN	6,00 m / 19' 8.22"
MAXIMUM LOAD		400 kg / 881.85 lb
NET WEIGHT		212 kg / 467.38 lb
FOLDED DIMENSIONS		580 x 710 x 1980 mm / 1' 10.83" x 2' 3.95" x 6' 5.95"
LOADING HEIGHT		34 cm / 1' 1.38"
No OF SECTIONS		4
WIDTH OF PROFILE		219 mm / 8.62"
AUTO BRAKE WINCH (2 HANDLES)		MAXIMUM LOAD : 1700 kg / 3747.86 lb
MINIMUM LOAD WEIGHT		20 kg / 44.09 lb
MADE WITH		ALUMINIUM Alloy : EN-AW 6082 T6
COMPLIES WITH		BGV C1, 2006/42/CE , DIN 56921-11, DIN 4113-1



LINE ARRAY



ADAPTORS FOR ULK TOWERS

ADAPTORS TO FLY LINE ARRAY SYSTEMS



Ref. **ULK-A6**



Ref. **ULK-A4**

SWIVEL ADAPTOR TO FIT TRUSSES TO ULK TOWERS



Ref. **ULK-A10**